

Scaled data based on original data using
LM-79-08 Approved Method: Electrical and Photometric Measurements of Solid-
State Lighting Products

Test Report Prepared for
Cooper Lighting Solutions
(formerly Eaton)

Brand: McGRAW-EDISON

Report Number: P385506

Luminaire Tested: **GWC-SA1A-735-U-T4FT-HSS**

Issue Date: 3/3/2020

Test Information

Test Method: LM-79-08
Report Number: P385506
TEST IS SCALED FROM IESNA LM-79-08 TEST DATA (G2-1903-205-17)
Test Lab: INNOVATION CENTER
Issue Date: 3/3/2020
Manufacturer: COOPER LIGHTING SOLUTIONS (FORMERLY EATON)
Product Line: MCGRAW-EDISON
Catalog Number: GWC-SA1A-735-U-T4FT-HSS
Description: GALLEON WALL LUMINAIRE
(1) 70 CRI, 3500K, 615mA LIGHTSQUARE WITH 16 LEDS AND TYPE IV FORWARD
THROW OPTICS WITH HOUSE SIDE SHIELD
Light Source: -
Ballast/Driver: ELECTRONIC DRIVER

Summary

Lumens per Lamp: N/A
Luminaire Lumens: 3320.8 lumens
Efficiency: N/A
Efficacy: 97.7 lumens/watt
Luminous Opening: Rectangular (W 0.5' x L: 0.5' x H: 0')
IES Classification: Type IV - Short
BUG Rating: B1 - U0 - G1

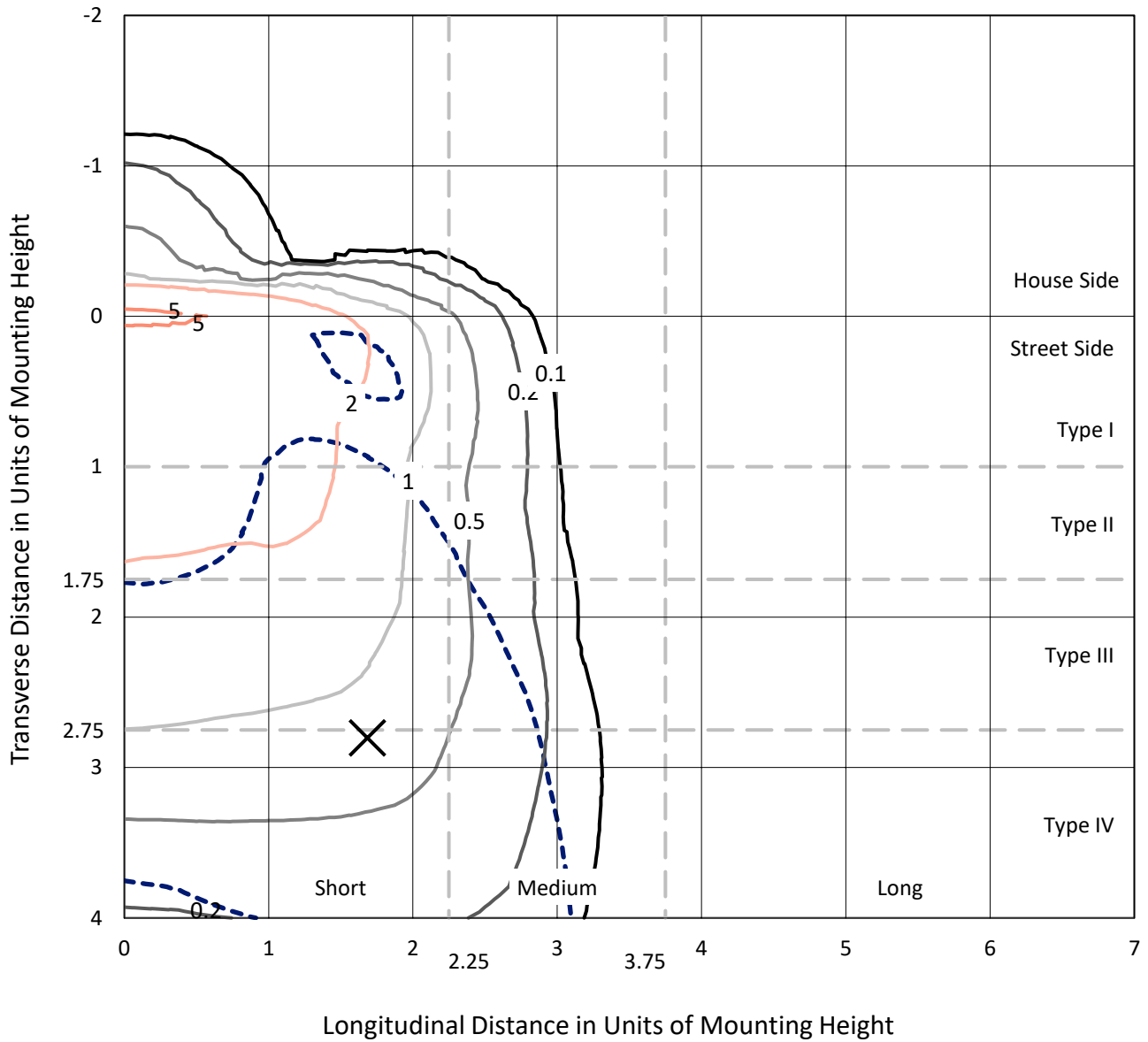
Input Watts (W): 34
Input Voltage (V): NR
Input Current (Ain): NR
Voltage Rise (V): NR
Power Factor: NR
Total Harmonic Distortion (THDi): NR
Frequency (hertz): 60
Stabilization Time: NR
Operation Time: NR
Ambient Temperature (°C): NR
Test Distance: 24 FT



REPORT NUMBER: P385506
 CATALOG NUMBER: GWC-SA1A-735-U-T4FT-HSS

Iso-Footcandle Lines of Horizontal Illumination

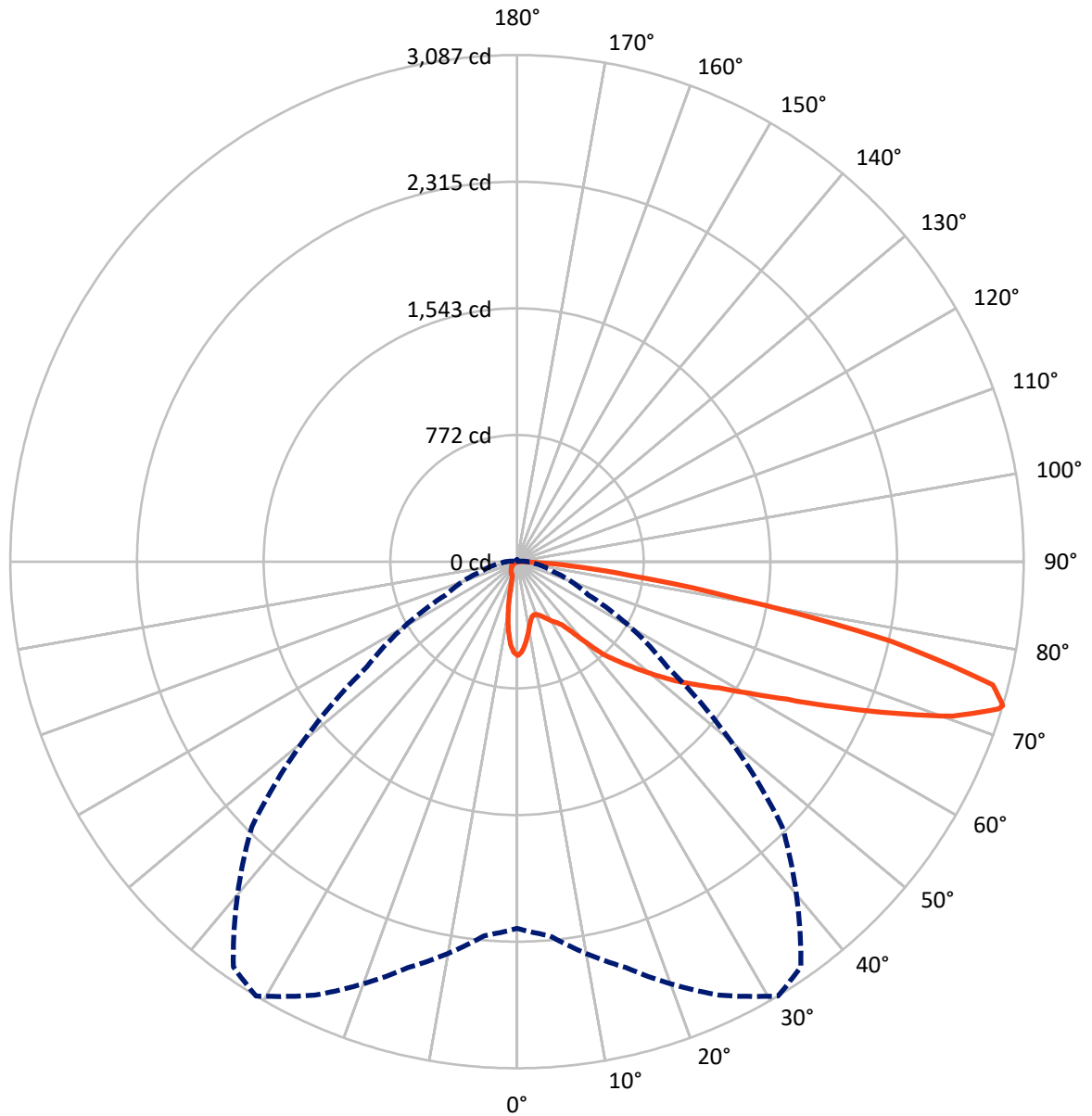
× Max cd
 - - - 1/2 Max cd



Based on 10 foot mounting height. Maximum calculated value = 5.7 fc
 Type IV - Short - N/A

REPORT NUMBER: P385506
CATALOG NUMBER: GWC-SA1A-735-U-T4FT-HSS

Luminous Intensity Polar Plot



— Vertical Plane Through 31-Deg Lateral - - - Horizontal Cone Through 73-Deg Vertical

REPORT NUMBER: P385506
 CATALOG NUMBER: GWC-SA1A-735-U-T4FT-HSS

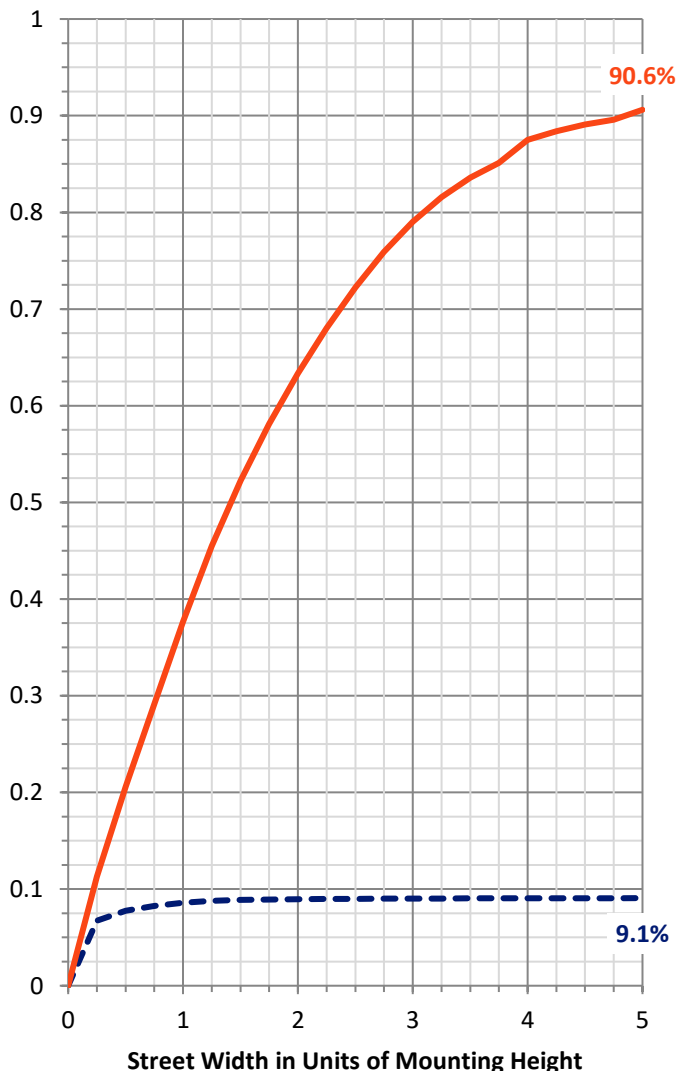
FLUX DISTRIBUTION:

		Downward	Upward	Total
House Side	Lumens	302.7	0.0	302.7
	% Fixture	9.1	0.0	9.1
Street Side	Lumens	3018.1	0.0	3018.1
	% Fixture	90.9	0.0	90.9
Total	Lumens	3320.8	0.0	3320.8
	% Fixture	100.0	0.0	100.0

ZONAL LUMENS:

Zone	Lumens	% Fixture
0°-10°	47.4	1.4
10°-20°	102.9	3.1
20°-30°	154.1	4.6
30°-40°	245.2	7.4
40°-50°	437.8	13.2
50°-60°	679.4	20.5
60°-70°	903.2	27.2
70°-80°	679.4	20.5
80°-90°	71.4	2.1
90°-100°	0.0	0.0
100°-110°	0.0	0.0
110°-120°	0.0	0.0
120°-130°	0.0	0.0
130°-140°	0.0	0.0
140°-150°	0.0	0.0
150°-160°	0.0	0.0
160°-170°	0.0	0.0
170°-180°	0.0	0.0
0°-90°	3320.8	100.0
0°-180°	3320.8	100.0

Coefficient of Utilization



REPORT NUMBER: P385506

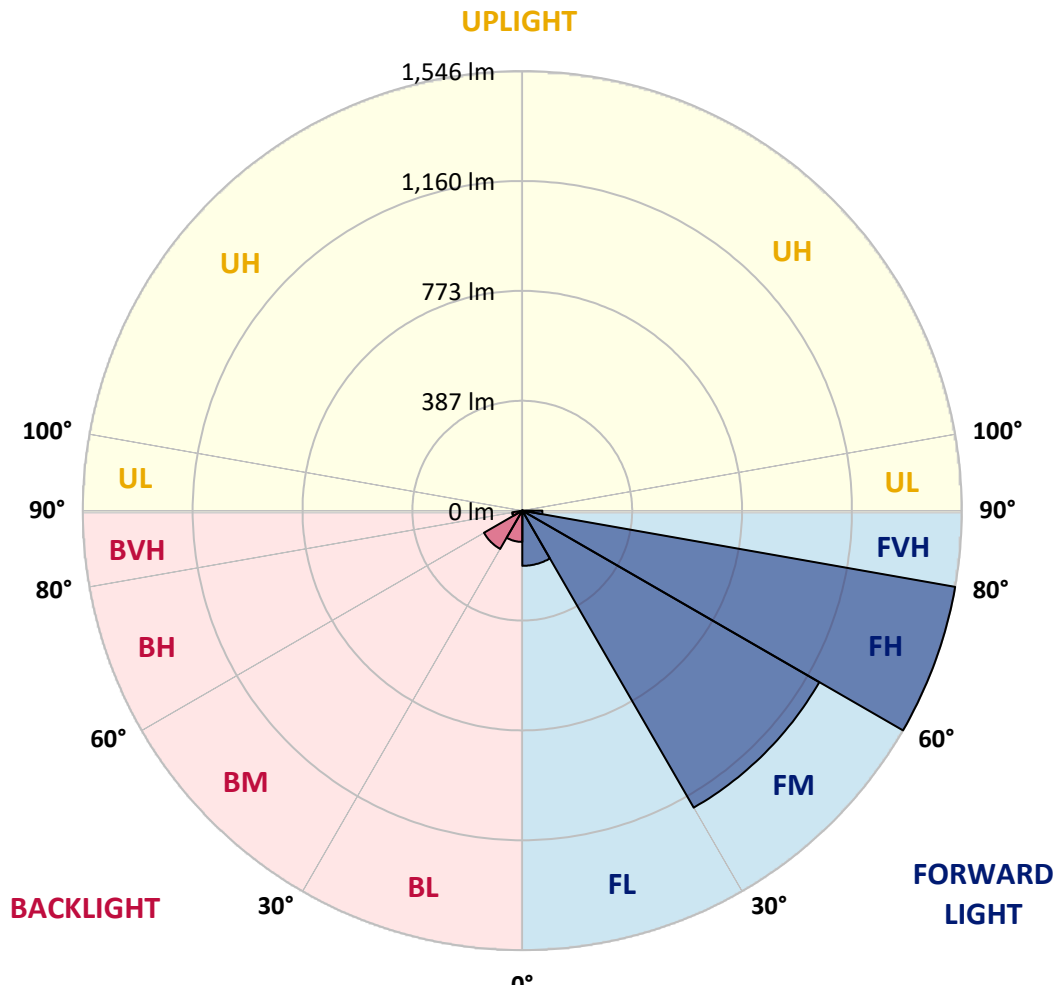
CATALOG NUMBER: GWC-SA1A-735-U-T4FT-HSS

LUMINAIRE CLASSIFICATION SYSTEM LUMEN TABLE AND BUG RATING:

Zone	Lumens	% Fixture	Zone Rating/Lumen Limit		
			B	U	G
FL (0°-30°)	194.3	5.9			
FM (30°-60°)	1206.7	36.3			
FH (60°-80°)	1546.3	46.6			G1/1800
FVH (80°-90°)	70.8	2.1			G1/100
BL (0°-30°)	110.1	3.3	B1/500		
BM (30°-60°)	155.8	4.7	B0/220		
BH (60°-80°)	36.2	1.1	B0/110		G0/110
BVH (80°-90°)	0.6	0.0			G0/10
UL (90°-100°)	0.0	0.0		U0/0	
UH (100°-180°)	0.0	0.0		U0/0	

BUG Rating: B1-U0-G1

Type IV Short





REPORT NUMBER: P385506

CATALOG NUMBER: GWC-SA1A-735-U-T4FT-HSS

CANDELA DISTRIBUTION (FULL):

	0°	5°	15°	25°	31°	35°	45°	55°	65°	75°	85°
0°	571.3	571.3	571.3	571.3	571.3	571.3	571.3	571.3	571.3	571.3	571.3
2.5°	541.5	543.7	546.2	546.6	550.7	550.9	556.7	561.1	565.5	569.7	571.2
5°	485.9	489.6	494.0	498.3	507.0	510.4	524.7	539.3	553.3	566.6	573.1
7.5°	426.6	430.8	436.9	447.8	457.4	464.1	486.7	512.7	538.6	563.3	577.4
10°	372.5	376.3	382.8	394.4	409.2	418.3	448.7	484.7	523.0	560.2	583.7
12.5°	338.0	340.2	343.7	356.0	369.4	379.6	415.3	460.0	509.9	560.0	593.9
15°	331.7	332.3	329.4	334.9	345.3	355.2	391.4	440.0	500.0	562.6	607.2
17.5°	341.8	341.4	331.7	331.0	339.3	347.4	379.8	426.2	493.0	568.6	624.5
20°	357.0	355.8	338.9	335.9	344.7	352.3	379.0	421.0	490.5	578.7	645.5
22.5°	377.4	375.4	348.9	345.6	355.1	363.0	389.0	426.1	492.7	592.1	669.8
25°	402.5	399.6	366.0	362.3	372.0	379.9	407.0	440.6	499.5	608.5	700.7
27.5°	430.9	426.8	393.2	384.0	394.8	403.2	431.1	462.7	510.3	625.9	738.6
30°	457.8	452.2	422.0	406.8	420.1	429.3	457.1	489.0	527.5	652.8	790.4
32.5°	484.7	478.5	447.7	429.5	441.5	451.6	483.9	525.2	559.8	693.7	859.3
35°	546.8	540.3	502.5	472.4	472.2	477.9	521.5	574.7	602.5	750.8	941.6
37.5°	651.3	647.5	611.5	554.4	539.2	532.8	572.7	633.9	664.0	829.2	1034.3
40°	765.7	762.4	722.0	670.3	647.1	631.5	646.1	716.3	750.8	925.1	1129.1
42.5°	894.9	879.5	807.3	791.8	771.1	759.2	746.1	817.8	857.4	1029.4	1223.0
45°	1012.2	986.2	892.6	869.2	864.5	867.4	874.8	954.3	977.3	1153.4	1316.6
47.5°	1082.1	1061.6	989.7	967.4	966.1	985.4	1040.7	1108.6	1096.7	1261.5	1398.9
50°	1148.5	1130.0	1070.3	1075.9	1081.9	1108.2	1229.0	1267.1	1205.7	1359.5	1474.5
52.5°	1202.3	1174.1	1142.9	1173.9	1203.5	1245.9	1423.3	1409.5	1283.1	1437.5	1539.2
55°	1233.3	1220.6	1235.7	1266.9	1322.4	1391.3	1606.7	1527.9	1339.7	1508.7	1582.2
57.5°	1347.1	1321.9	1352.0	1378.9	1451.5	1547.8	1763.9	1616.2	1380.4	1552.6	1592.2
60°	1484.7	1464.4	1482.2	1527.0	1624.8	1738.1	1910.8	1688.2	1401.7	1580.9	1566.4
62.5°	1703.8	1677.0	1665.9	1716.2	1845.8	1969.4	2022.3	1738.1	1397.0	1568.4	1478.4
65°	1997.2	1969.4	1920.1	1965.6	2130.5	2217.8	2146.9	1748.7	1364.5	1467.2	1255.8
67.5°	2297.9	2277.7	2235.5	2312.2	2461.0	2489.1	2278.7	1722.9	1259.8	1189.6	887.3
70°	2496.4	2487.9	2515.3	2685.0	2817.7	2809.6	2399.6	1585.0	981.9	731.6	438.9
72.5°	2353.3	2394.6	2597.3	2905.0	3067.1	3000.9	2337.5	1217.1	561.3	281.4	126.9
73°	2234.6	2287.5	2560.5	2913.2	3086.8	3014.1	2285.4	1117.1	478.4	222.2	96.2
75°	1554.6	1619.4	2119.7	2713.3	2994.9	2871.8	1905.0	683.8	221.6	98.4	38.8
77.5°	754.8	802.7	1167.2	1960.4	2329.0	2243.7	1185.9	254.8	100.1	61.6	17.8
80°	281.8	313.3	506.7	997.7	1346.0	1381.2	521.6	96.4	66.6	49.6	9.1
82.5°	73.7	82.2	186.8	444.9	689.8	722.0	164.5	48.6	48.8	40.8	5.5
85°	23.6	27.0	58.3	199.7	325.0	285.4	42.9	23.6	35.4	30.3	3.1
87.5°	2.9	3.8	18.5	47.0	71.7	39.8	6.7	7.0	15.1	16.9	1.8
90°	0.0	0.0	0.0	0.0	0.0	0.0	0.0	0.0	0.0	0.0	0.0



REPORT NUMBER: P385506
 CATALOG NUMBER: GWC-SA1A-735-U-T4FT-HSS

CANDELA DISTRIBUTION (continued):

	90°	95°	105°	115°	125°	135°	145°	155°	165°	175°	180°
0°	571.3	571.3	571.3	571.3	571.3	571.3	571.3	571.3	571.3	571.3	571.3
2.5°	572.7	571.8	572.0	567.8	565.0	559.5	553.8	551.2	548.4	547.3	548.4
5°	575.6	574.1	569.8	556.9	543.1	525.2	508.5	495.8	479.8	475.4	480.0
7.5°	580.1	577.2	564.9	538.4	507.6	473.5	435.1	407.2	384.3	369.6	374.9
10°	586.7	581.3	556.4	511.4	456.5	396.0	341.6	299.2	269.1	256.7	256.3
12.5°	598.0	587.6	546.0	476.3	393.9	313.3	242.0	196.0	171.6	155.8	155.5
15°	610.3	595.1	532.8	434.2	321.1	224.4	155.8	120.9	105.1	100.1	99.5
17.5°	625.4	603.7	515.7	382.3	244.9	148.7	101.7	91.7	91.0	90.6	90.6
20°	644.4	613.9	493.8	323.1	173.7	99.3	86.4	87.1	87.5	86.8	86.9
22.5°	666.6	624.3	467.6	259.4	117.5	83.0	82.7	83.5	83.9	83.5	83.7
25°	692.2	636.3	435.8	192.6	84.8	78.8	79.7	80.8	81.5	81.5	81.5
27.5°	724.1	651.0	397.5	134.4	73.3	74.4	76.7	78.8	79.9	80.3	80.3
30°	765.5	669.1	351.5	92.2	66.6	68.6	72.8	76.8	79.0	79.3	79.5
32.5°	817.8	689.6	298.2	68.1	61.0	62.4	67.0	73.7	77.9	78.5	78.5
35°	877.8	713.4	240.9	59.3	56.8	57.4	61.0	68.8	75.9	77.7	77.9
37.5°	943.4	736.8	183.2	55.4	53.5	53.5	56.1	62.8	71.2	76.7	77.3
40°	1004.7	750.9	128.4	52.3	50.4	50.4	52.6	57.5	65.5	73.7	75.5
42.5°	1061.2	755.7	89.3	49.4	47.4	47.9	49.9	53.8	59.8	68.1	69.7
45°	1119.5	755.0	65.2	46.0	44.5	46.0	47.4	50.4	54.8	59.5	59.8
47.5°	1163.3	748.1	51.7	42.7	41.8	43.7	45.0	47.0	49.4	49.0	49.0
50°	1204.4	731.6	41.6	38.3	39.0	41.2	41.9	42.6	42.7	39.6	39.4
52.5°	1235.7	705.8	33.3	33.6	36.3	38.5	37.9	36.9	35.2	31.6	30.9
55°	1246.0	656.0	26.2	27.8	32.2	35.1	32.7	30.5	27.4	24.3	23.8
57.5°	1227.2	591.8	21.3	21.6	27.1	29.6	26.8	24.3	20.9	18.3	17.8
60°	1187.2	520.5	17.6	16.3	20.9	23.1	21.3	18.9	15.8	13.8	13.6
62.5°	1107.9	444.4	14.5	12.7	16.0	17.8	16.5	14.7	12.2	10.9	10.7
65°	941.2	355.6	11.7	10.2	12.3	13.8	12.9	11.6	9.6	8.6	8.5
67.5°	657.0	240.3	9.6	8.5	9.8	10.9	10.1	9.4	7.6	7.5	7.6
70°	316.9	115.8	8.0	6.9	7.6	8.5	8.1	7.6	7.3	8.5	9.8
72.5°	90.8	38.8	6.3	5.7	6.2	6.7	7.0	6.9	8.0	10.2	11.8
73°	69.9	31.4	6.0	5.4	5.8	6.5	6.9	6.7	8.1	10.4	11.8
75°	29.9	15.1	4.5	4.4	4.9	5.7	6.0	6.0	8.1	10.5	11.4
77.5°	13.5	8.1	2.9	3.4	4.2	4.5	5.1	5.1	6.5	8.1	8.1
80°	7.6	4.4	2.3	2.6	3.1	3.1	3.1	2.7	2.9	3.3	3.6
82.5°	4.9	2.9	1.8	2.1	2.0	1.6	1.3	1.3	1.1	1.3	1.6
85°	2.7	1.6	1.6	1.3	0.8	0.7	0.8	0.7	0.2	0.0	0.2
87.5°	1.6	0.9	0.5	0.0	0.0	0.0	0.0	0.0	0.0	0.0	0.0
90°	0.0	0.0	0.0	0.0	0.0	0.0	0.0	0.0	0.0	0.0	0.0

Signify Classified - Internal
Cooper Lighting Solutions Photometric Lab
1121 Highway 74 South
Peachtree City, GA 30269

Scaled Data Report



Report Generated By 670245982

Signify Classified - Internal
Cooper Lighting Solutions Photometric Lab
1121 Highway 74 South
Peachtree City, GA 30269

Scaled Data Report



Signify Classified - Internal
Cooper Lighting Solutions Photometric Lab
1121 Highway 74 South
Peachtree City, GA 30269

Scaled Data Report



Signify Classified - Internal
Cooper Lighting Solutions Photometric Lab
1121 Highway 74 South
Peachtree City, GA 30269

Scaled Data Report



Signify Classified - Internal
Cooper Lighting Solutions Photometric Lab
1121 Highway 74 South
Peachtree City, GA 30269

Scaled Data Report



--- HS — SS

Signify Classified - Internal
Cooper Lighting Solutions Photometric Lab
1121 Highway 74 South
Peachtree City, GA 30269

Scaled Data Report



u

Signify Classified - Internal
Cooper Lighting Solutions Photometric Lab
1121 Highway 74 South
Peachtree City, GA 30269

Scaled Data Report



Signify Classified - Internal
Cooper Lighting Solutions Photometric Lab
1121 Highway 74 South
Peachtree City, GA 30269

Scaled Data Report



(END OF REPORT)